

External Factors Impacting on Treasury during 2020/21

A summary of the external factors in 2020-21 is provided by the council's treasury advisor, Arlingclose Ltd, and is detailed below.

Economic background; The coronavirus pandemic dominated 2020/21, leading to almost the entire planet being in some form of lockdown during the year. The start of the financial year saw many central banks cutting interest rates as lockdowns caused economic activity to grind to a halt. The Bank of England cut Bank Rate to 0.1% and the UK government provided a range of fiscal stimulus measures, the size of which has not been seen in peacetime.

Some good news came in December 2020 as two COVID-19 vaccines were given approval by the UK Medicines and Healthcare products Regulatory Agency (MHRA). The UK vaccine rollout started in earnest; over 31 million people had received their first dose by 31st March.

A Brexit trade deal was agreed with only days to spare before the 11pm 31st December 2020 deadline having been agreed with the European Union on Christmas Eve.

The Bank of England (BoE) held Bank Rate at 0.1% throughout the year but extended its Quantitative Easing programme by £150 billion to £895 billion at its November 2020 meeting. In its March 2021 interest rate announcement, the BoE noted that while GDP would remain low in the near-term due to COVID-19 lockdown restrictions, the easing of these measures means growth is expected to recover strongly later in the year. Inflation is forecast to increase in the near-term and while the economic outlook has improved there are downside risks to the forecast, including from unemployment which is still predicted to rise when the furlough scheme is eventually withdrawn.

Government initiatives supported the economy and the Chancellor announced in the 2021 Budget a further extension to the furlough (Coronavirus Job Retention) scheme until September 2021. Access to support grants was also widened, enabling more self-employed people to be eligible for government help. Since March 2020, the government schemes have helped protect more than 11 million jobs.

Despite the furlough scheme, unemployment still rose. Labour market data showed that in the three months to January 2021 the unemployment rate was 5.0%, in contrast to 3.9% recorded for the same period 12 months ago. Wages rose 4.8% for total pay in nominal terms (4.2% for regular pay) and was up 3.9% in real terms (3.4% for regular pay). Unemployment is still expected to increase once the various government job support schemes come to an end.

Inflation has remained low over the 12 month period. Latest figures showed the annual headline rate of UK Consumer Price Inflation (CPI) fell to 0.4% year/year in February, below expectations (0.8%) and still well below the Bank of England's 2% target. The ONS' preferred measure of CPIH which includes owner-occupied housing was 0.7% year/year (1.0% expected).

After contracting sharply in Q2 (Apr-Jun) 2020 by 19.8% q/q, growth in Q3 and Q4 bounced back by 15.5% and 1.3% respectively. The easing of some lockdown measures in the last quarter of the calendar year enabled construction output to continue, albeit at a much slower pace than the 41.7% rise in the prior quarter. When released, figures for Q1 (Jan-Mar) 2021 are expected to show a decline given the national lockdown.

After collapsing at an annualised rate of 31.4% in Q2, the US economy rebounded by 33.4% in Q3 and then a further 4.1% in Q4. The US recovery has been fuelled by three major pandemic relief stimulus packages totalling over \$5 trillion. The Federal Reserve cut its main interest rate to between 0% and

0.25% in March 2020 in response to the pandemic and it has remained at the same level since. Joe Biden became the 46th US president after defeating Donald Trump.

The European Central Bank maintained its base rate at 0% and deposit rate at -0.5% but in December 2020 increased the size of its asset purchase scheme to €1.85 trillion and extended it until March 2022.

Financial markets: Monetary and fiscal stimulus helped provide support for equity markets which rose over the period, with the Dow Jones beating its pre-crisis peak on the back of outperformance by a small number of technology stocks. The FTSE indices performed reasonably well during the period April to November, before being buoyed in December by both the vaccine approval and Brexit deal, which helped give a boost to both the more internationally focused FTSE 100 and the more UK-focused FTSE 250, however they remain lower than their pre-pandemic levels.

Ultra-low interest rates prevailed throughout most of the period, with yields generally falling between April and December 2020. From early in 2021 the improved economic outlook due to the new various stimulus packages (particularly in the US), together with the approval and successful rollout of vaccines, caused government bonds to sell off sharply on the back of expected higher inflation and increased uncertainty, pushing yields higher more quickly than had been anticipated.

The 5-year UK benchmark gilt yield began the financial year at 0.18% before declining to -0.03% at the end of 2020 and then rising strongly to 0.39% by the end of the financial year. Over the same period the 10-year gilt yield fell from 0.31% to 0.19% before rising to 0.84%. The 20-year declined slightly from 0.70% to 0.68% before increasing to 1.36%.

1-month, 3-month and 12-month SONIA bid rates averaged 0.01%, 0.10% and 0.23% respectively over the financial year.

The yield on 2-year US treasuries was 0.16% at the end of the period, up from 0.12% at the beginning of January but down from 0.21% at the start of the financial year. For 10-year treasuries the end of period yield was 1.75%, up from both the beginning of 2021 (0.91%) and the start of the financial year (0.58%).

German bund yields continue to remain negative across most maturities.

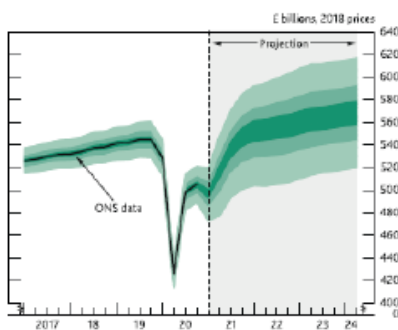
Credit review: After spiking in March 2020, credit default swap spreads declined over the remaining period of the year to broadly pre-pandemic levels. The gap in spreads between UK ringfenced and non-ringfenced entities remained, albeit Santander UK is still an outlier compared to the other ringfenced/retail banks. At the end of the period Santander UK was trading the highest at 57bps and Standard Chartered the lowest at 32bps. The other ringfenced banks were trading around 33 and 34bps while Nationwide Building Society was 43bps.

Credit rating actions to the period ending September 2020 have been covered in previous outturn reports. Subsequent credit developments include Moody's downgrading the UK sovereign rating to Aa3 with a stable outlook which then impacted a number of other UK institutions, banks and local government. In the last quarter of the financial year S&P upgraded Clydesdale Bank to A- and revised Barclay's outlook to stable (from negative) while Moody's downgraded HSBC's Baseline Credit Assessment to baa3 whilst affirming the long-term rating at A1.

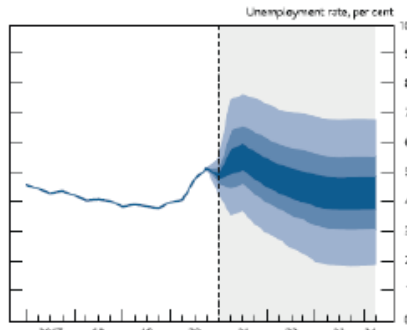
The vaccine approval and subsequent rollout programme are both credit positive for the financial services sector in general, but there remains much uncertainty around the extent of the losses banks and building societies will suffer due to the economic slowdown which has resulted due to pandemic-related lockdowns and restrictions. The institutions and durations on the Authority's counterparty list

BoE Monetary Policy Report - May 2021

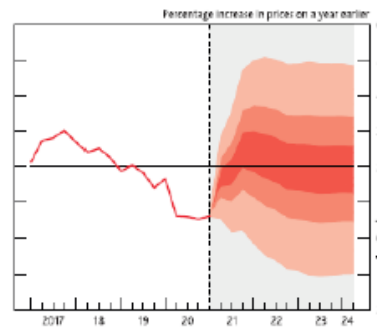
Outlook for UK GDP



Outlook for UK Unemployment



Outlook for UK CPI inflation



- The vaccination programme is proceeding apace, and restrictions on economic activity are easing. Reflecting these developments, GDP is expected to rise sharply in 2021 Q2, although activity in Q2 is likely to remain around 5% below its level in 2019 Q4. GDP is expected to recover strongly to pre-Covid levels over the remainder of this year in the absence of most restrictions on domestic economic activity.
- The weakness of recent CPI outturns has largely reflected the direct and indirect effects of Covid on the economy. Inflation is projected to rise to close to the target in the near term as some of those effects fade. In the central projection, CPI inflation rises temporarily above the 2% target towards the end of 2021, owing mainly to developments in energy prices. These transitory developments should have few direct implications for inflation over the medium term, however and CPI returns to around 2% in the medium term.
- The extension of the Government's employment support schemes in Budget 2021 is expected to limit significantly the near-term rise in the unemployment rate. The MPC also expects the medium-term equilibrium rate of unemployment to rise by less than was forecast in February.
- It is worth noting the huge uncertainty surrounding the projections provided by the MPC, demonstrated in the large upside and downside risks on the fan charts. The future progression of the pandemic, potential further measures undertaken to slow the spread of the virus and lower trade with the EU in the medium term are just some of the potential factors that could hamper inflation going forward.

Charts show the Arlingclose central case along with upside and downside risks: Arlingclose judges that the risk around the Bank Rate forecast is broadly balanced, while the risks around the gilt yield forecast are weighed to the upside.

PWLB Standard Rate (Maturity Loans) = Gilt yield + 1.00%
 PWLB Certainty Rate (Maturity Loans) = Gilt yield + 0.80%
 PWLB Infrastructure Rate (Maturity Loans) = Gilt yield + 0.60%

